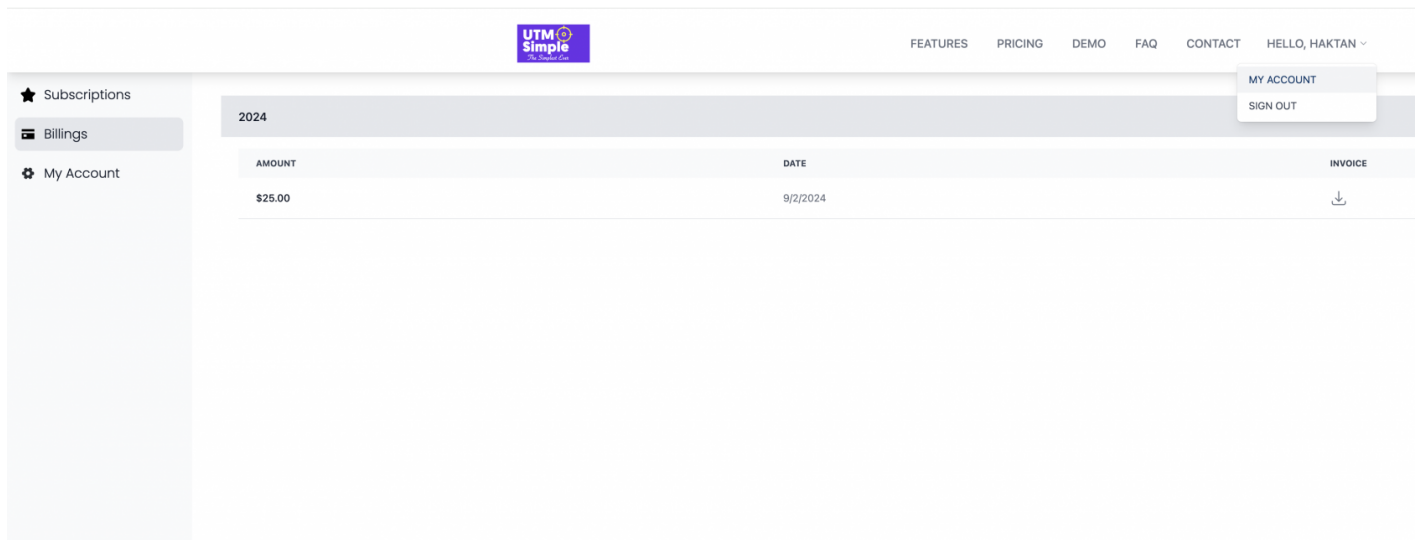


# I need an invoice


You can download your invoices from utmsimple.com.

Simply log in to your account at utmsimple.com.

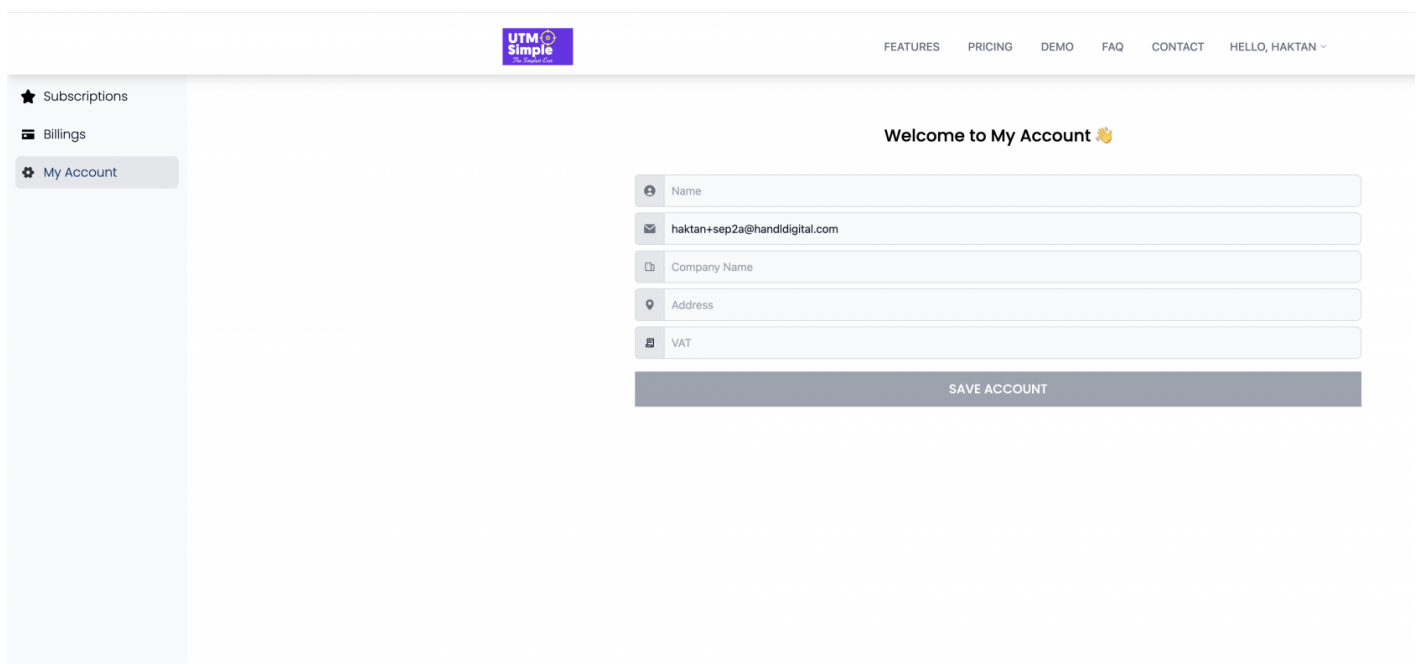
Navigate to My Account > Billings and click the download icon to retrieve the invoices.



The screenshot shows the UTM Simple website interface. The top navigation bar includes the UTM Simple logo, links for FEATURES, PRICING, DEMO, FAQ, CONTACT, and a user greeting 'HELLO, HAKTAN'. A dropdown menu for 'MY ACCOUNT' is open, showing 'MY ACCOUNT' and 'SIGN OUT' options. The left sidebar contains links for 'Subscriptions', 'Billings', and 'My Account'. The main content area displays a table of invoices for the year 2024. The table has three columns: AMOUNT, DATE, and INVOICE. A single invoice is listed with an amount of \$25.00 and a date of 9/2/2024. A download icon is visible in the INVOICE column.

AMOUNT	DATE	INVOICE
\$25.00	9/2/2024	

If you need your VAT number on the invoice, please update your information at My Account > My Account, then proceed with downloading the invoice again.



The screenshot shows the UTM Simple website interface. The top navigation bar includes the UTM Simple logo, links for FEATURES, PRICING, DEMO, FAQ, CONTACT, and a user greeting 'HELLO, HAKTAN'. The left sidebar contains links for 'Subscriptions', 'Billings', and 'My Account'. The main content area displays a 'Welcome to My Account' message. Below the message is a form with five input fields: Name, Email (pre-filled with haktan+sep2a@handdigital.com), Company Name, Address, and VAT. A 'SAVE ACCOUNT' button is located at the bottom of the form.

Welcome to My Account 🙌

SAVE ACCOUNT

Revision #2

Created 12 September 2024 19:23:20 by UTMSimple

